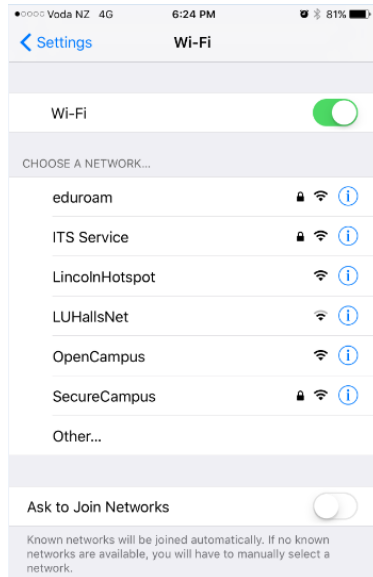


How to connect to OpenCampus on iOS (iPhone, iPad)

1. Go to **Settings**



2. Tap **Wi-Fi**, make sure Wi-Fi is on and tap **OpenCampus**




3. The following page should appear.



a. To Authenticate using SMS

Put your mobile phone number and click “Get Password”



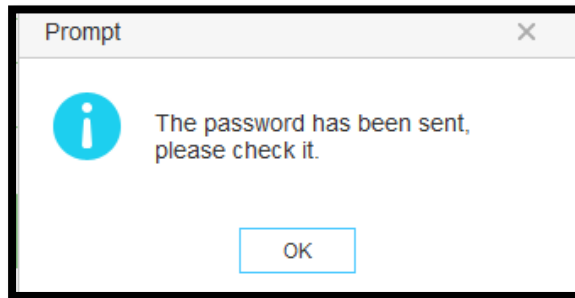
I accept the User Agreement [Click Here](#)

Already have LU username?
Connect to "Lincoln Secure" signal Instead!

Log in with Facebook!



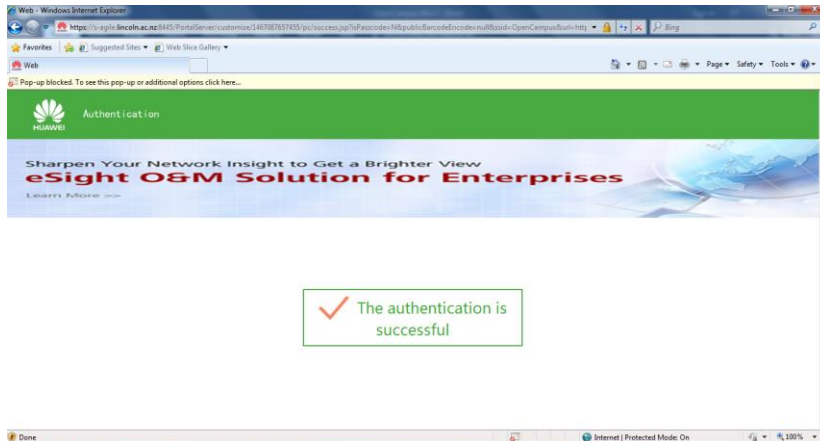
Click ok



A text should arrive on your mobile phone with the password put this in and click on “Log in”.

Note that there is a timer running and that the password needs to be entered within 60 seconds.

The following page should then appear:



b. To Authenticate using Facebook

Click on the Facebook Link:



A webpage should open where you put your Facebook login details, and then click on Log In.



The following page should then appear:

