

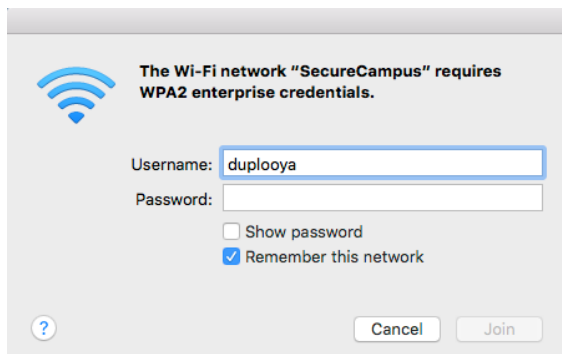
How to connect to SecureCampus on OS X, iOS and Android

Mac Users (iMac, MacBook Air, MacBook Pro etc.)

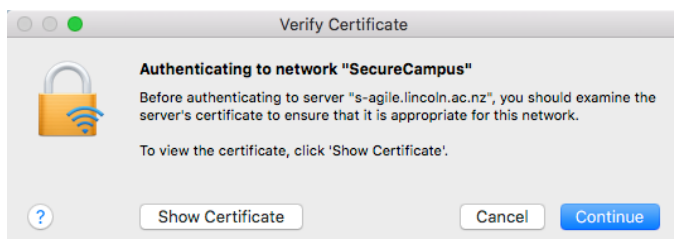
1. Connect to **SecureCampus** under Wifi connections



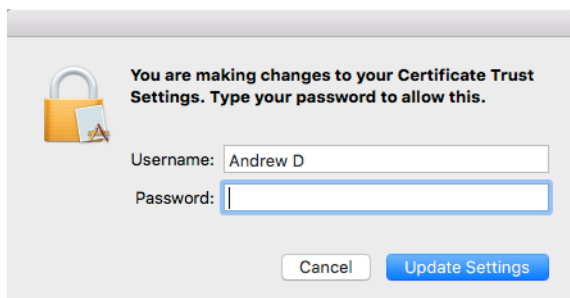
2. Enter your Lincoln username and password and click **Join**



3. Click **Continue** to authenticate.



4. Enter your Mac password and click **Update Settings**.

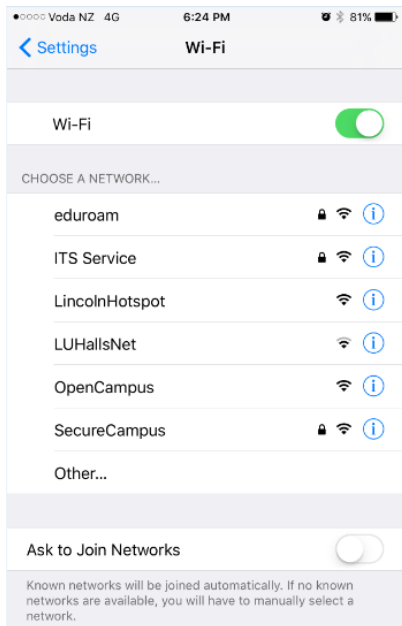


iOS (iPhone, iPad)

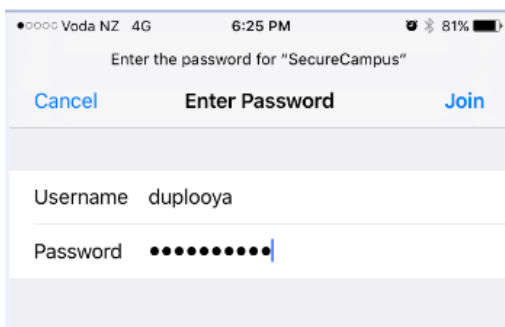
1. Go to Settings



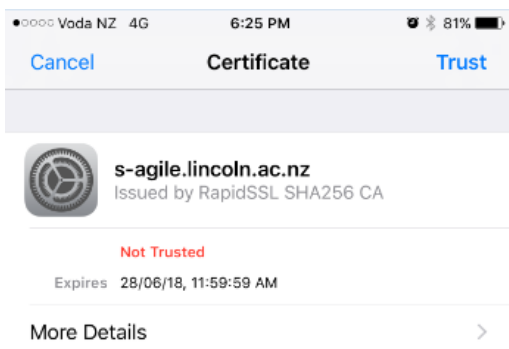
2. Tap **Wi-Fi**, make sure Wi-Fi is on and tap **SecureCampus**



3. Enter your Lincoln username and password and tap Join (top right)




4. Tap Trust (top right)



Android

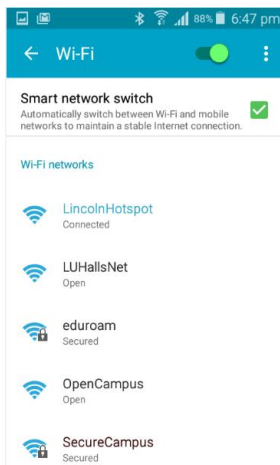
1. Settings



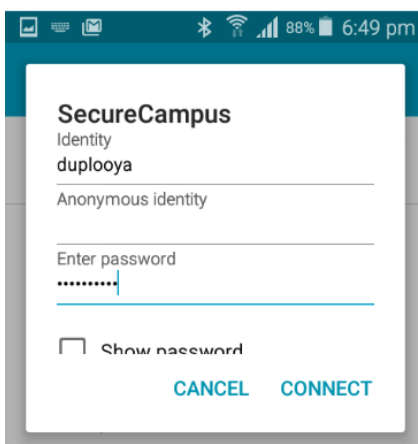
2. Wi-Fi



3. SecureCampus



4. Scroll down and type your Lincoln username under Identity and your Lincoln password under Enter password and tap **Connect**



A few Android devices with particular versions of Android will ask you to choose a protocol. If this should happen, please select "PL EAP". In rare situations it is necessary to ignore certification questions twice when enrolling in SecureCampus.

5. It will authenticate and connect automatically.