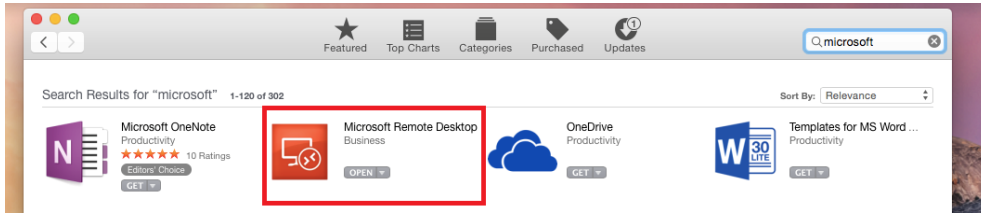
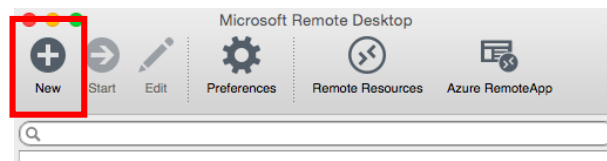


# Accessing Lincoln Remote Desktop on a Mac Computer

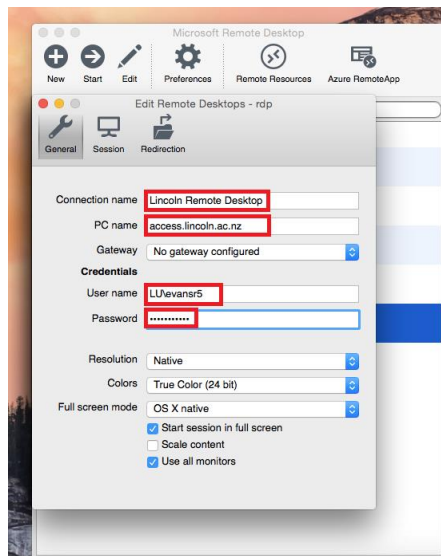
1. Install the **Microsoft Remote Desktop** app from the App Store



2. Open the app once this has installed and click **New**



3. Fill in the fields as they are below with your **lu\username** and password:



4. Click **Start** and your desktop will load.

